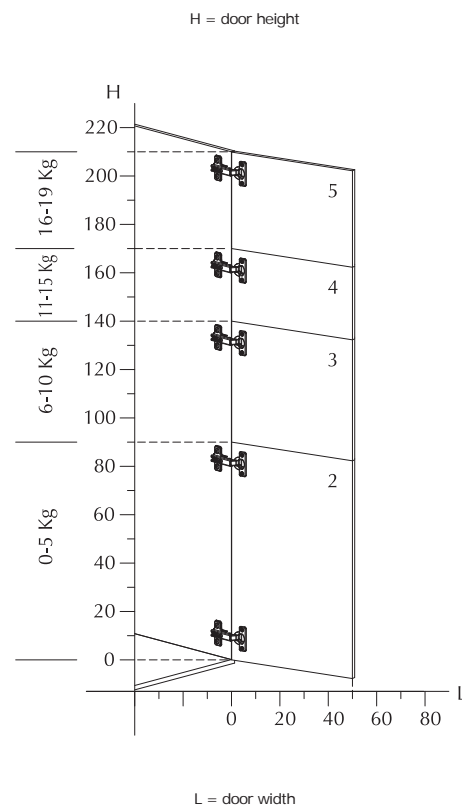


QS Mini



Mounting System



- 1 Place the rear part of the hinge on the front side of the mounting plate.

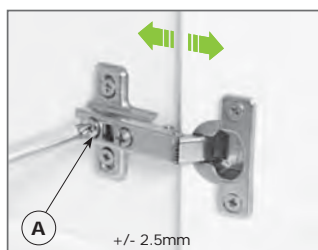


- 2 Let the hinge slide on the mounting plate until it stops.

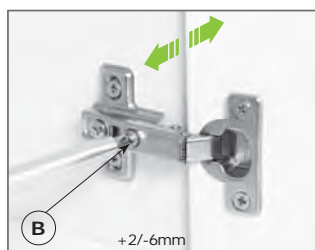


- 3 Tighten the connecting screw.

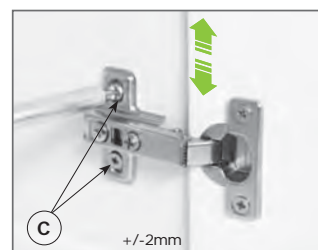
Adjusting System



Front adjustment
Acting on the "A" screw it is possible to adjust the distance between the side of the cabinet and the door.



Independent side adjustment
Acting on the "B" screw it is possible to change the amount of the door covering on the side of the cabinet.



Vertical adjustment
Acting on the "C" screw of the mounting plate it is possible to adjust the door vertically.